

Kindergarten
April 20-24

- Sight word practice. (Print and cut flash cards. You can practice with your child each week.)
- 2 per day - Language Arts Practice pages.
- 1 per day - Math Review Page
- Read and Spell Choice Boards.
 - There is one page included each day however, you can choose to do one page each week and save some pages to do through the summer.




Name _____

Trace and write the sight words.

they they

of of

Write the letter 'w' to finish each word. Read the words.



eb

hate

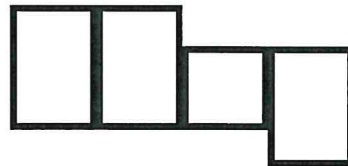
agon

Write the sight words in the letter boxes.

of



they



she



Name _____

Read each sentence 2 times.

They like to eat  .

I have a box of  .

They see two  .

Read each word and write a word that rhymes.

fan - _____

dog - _____

sat - _____

lip - _____

Count the letters and write how many.

| | | | | |
|---|---|---|---|---|
| A | g | C | w | G |
| D | R | W | g | w |
| G | t | k | w | x |
| h | w | G | M | W |

| | |
|----|----|
| Gg | Ww |
| | |



Unit 7
Week 2

Read and Spell Choice Board!

Directions: Choose one activity every day to practice your spelling words! Check or color a box when you finish an activity!

Word List L (Short Vowel E - Mixed I)

bed

rex

leg

web

vet

Play-doh Fun!

Read all 5 words.
Then build them
using Play-doh!

Tic-Tac-Toe!

Read all 5 words.
Then play Tic-Tac-Toe
using the words
instead of x and o!

Illustrator Time!

Read all 5 words.
Then draw a
picture to illustrate
each word!

Hangman!

Read all 5 words.
Then play Hangman
with your family
using the word list!

Rainbow Write!

Read all 5 words.
Then rainbow write
them with colorful
markers/crayons!

Ghost Words!

Write the words in
a white crayon and
color over them
with a marker!

Author Time!

Read all 5 words.
Then write a
sentence using one
of the words!

Silly Reading!

Read all 5 words in
a silly voice, a
whisper voice, and a
singing voice!

Flashlight Reading!

Read all 5 words
three times each in
the dark with a
flashlight!

5-A-DAY MATH

Name: _____

Day 1

12 | 12

Use 2 colors.



$$\underline{\quad} + \underline{\quad} = 5$$

Write the number before and after.

 8

Circle the number word

6

five
seven
six

Day 2

18 | 18

Use 2 colors.



$$\underline{\quad} + \underline{\quad} = 5$$

Write the number before and after.

 15

Circle the number word

9

nine
eight
five

Day 3

13 | 13

Use 2 colors.



$$\underline{\quad} + \underline{\quad} = 5$$

Write the number before and after.

 10

Circle the number word

7

four
ten
seven

Day 4

15 | 15

Use 2 colors.



$$\underline{\quad} + \underline{\quad} = 5$$

Write the number before and after.

 12

Circle the number word

3

nine
three
six

Day 5

16 | 16

Use 2 colors.



$$\underline{\quad} + \underline{\quad} = 5$$

Write the number before and after.

 6

Circle the number word

5

eight
five
ten

Name _____


Trace and write the letters.

o o
g g

w w

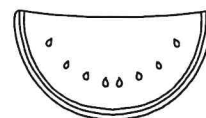

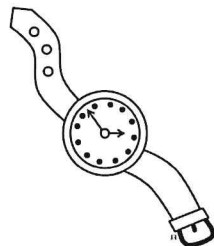

Rainbow write the word with three colors.

Read the words. Color all the boxes with the word *they*.



| | | | |
|------|------|------|------|
| we | she | of | they |
| they | I | my | go |
| see | can | the | see |
| have | they | they | a |

Tell the word for each picture. Write *g* or *w* under each picture for the beginning sound.





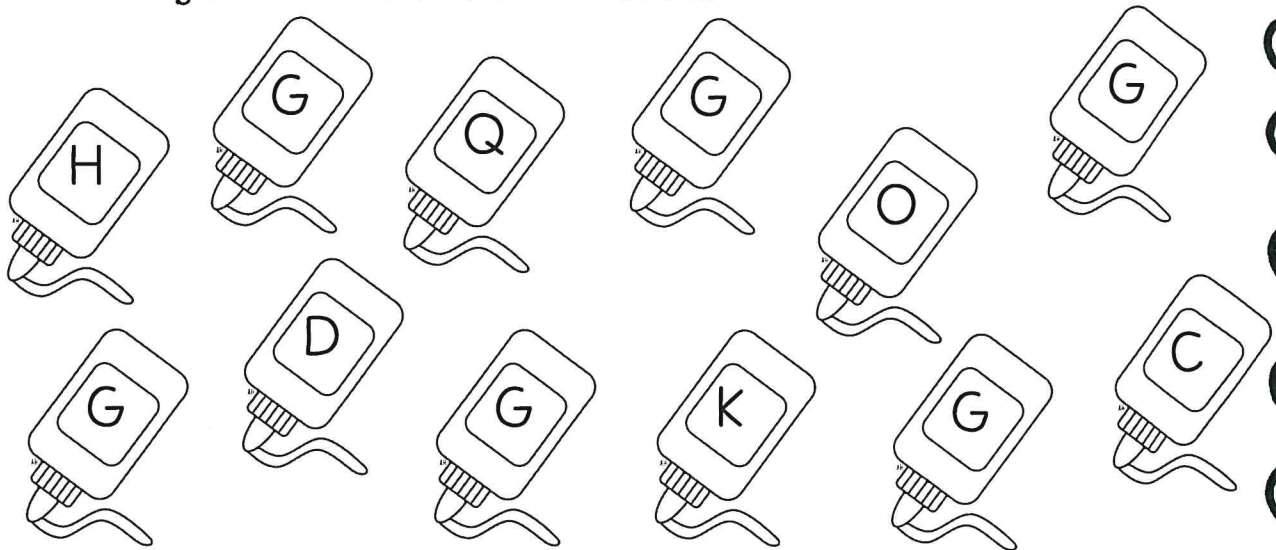
Name _____

Draw and write three things that start with a letter w sound


| | | |
|--|--|--|
| | | |
|--|--|--|

| | | |
|-------|-------|-------|
| _____ | _____ | _____ |
| ----- | ----- | ----- |
| _____ | _____ | _____ |

Color the glue bottles with a letter G on them.



Write the letter 'g' to finish each word. Read the words.



Read and Spell Choice Board!

Directions: Choose one activity every day to practice your spelling words! Check or color a box when you finish an activity!

Word List M (Short Vowel E - Mixed 2)

beg

wed

set

ten

red

Play-doh Fun!

Read all 5 words.
Then build them
using Play-doh!

Tic-Tac-Toe!

Read all 5 words.
Then play Tic-Tac-Toe
using the words
instead of x and o!

Illustrator Time!

Read all 5 words.
Then draw a
picture to illustrate
each word!

Hangman!

Read all 5 words.
Then play Hangman
with your family
using the word list!

Rainbow Write!

Read all 5 words.
Then rainbow write
them with colorful
markers/crayons!

Ghost Words!

Write the words in
a white crayon and
color over them
with a marker!

Author Time!

Read all 5 words.
Then write a
sentence using one
of the words!

Silly Reading!

Read all 5 words in
a silly voice, a
whisper voice, and a
singing voice!

Flashlight Reading!

Read all 5 words
three times each in
the dark with a
flashlight!


5-A-DAY MATH

Name: _____

Day 1

Write the number 2 two times.

 Use 2 colors.



___ + ___ = 6

Write the numbers before and after.

3


Put the numbers in order



Day 2

Write the number 5 two times.

 Use 2 colors.



___ + ___ = 6

Write the numbers before and after.

5


Put the numbers in order



Day 3

Write the number 8 two times.

 Use 2 colors.



___ + ___ = 6

Write the numbers before and after.


2

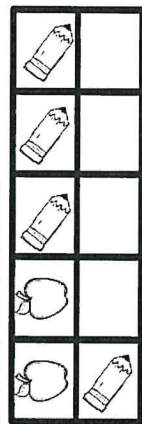
Put the numbers in order



Day 4

Write the number 3 two times.

 Use 2 colors.



___ + ___ = 6

Write the numbers before and after.

6

Put the numbers in order



Day 5

Write the number 6 two times.

 Use 2 colors.



___ + ___ = 6

Write the numbers before and after.

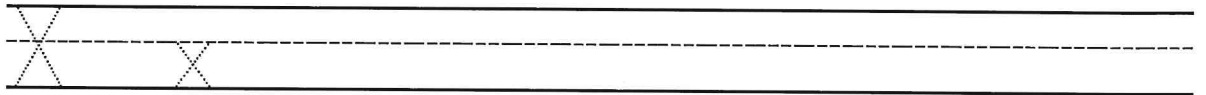
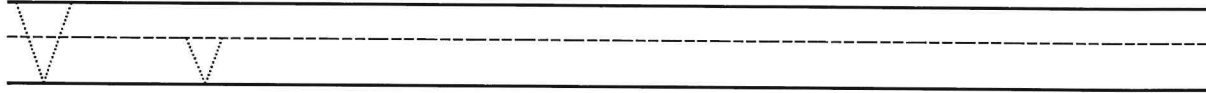
4

Put the numbers in order




Name _____

Trace and write the letters.







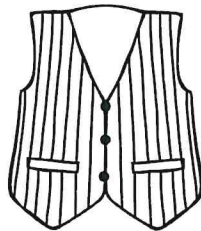
Draw something that starts with letter W.



Find and circle all the letter X's

| | | | | | |
|---|---|---|---|---|---|
| u | w | G | X | T | S |
| V | H | y | J | F | E |
| D | X | F | T | X | Z |
| x | H | x | U | x | R |
| Z | M | S | I | W | T |
| Q | n | x | L | X | x |

Color the pictures that begin with W.



Unit 7
Week 3


Name _____

Trace and write the sight words.

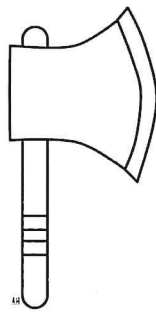
said

want

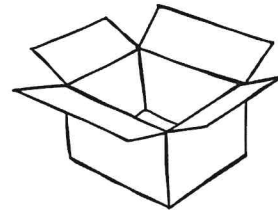
Write the letter 'x' to finish each word. Read the words.



mi



axe



box

Write the sight words in the letter boxes.

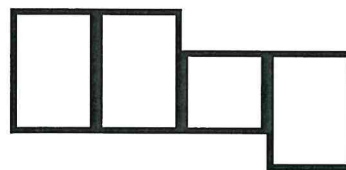
said



want



they



Unit 7
Week 3

Read *and* Spell Choice Board!

Directions: Choose one activity every day to practice your spelling words! Check or color a box when you finish an activity!

Word List N (Word Family "ip")

dip

lip

hip

sip

rip

Play-doh Fun!

Read all 5 words.
Then build them
using Play-doh!

Tic-Tac-Toe!

Read all 5 words.
Then play Tic-Tac-Toe
using the words
instead of x and o!

Illustrator Time!

Read all 5 words.
Then draw a
picture to illustrate
each word!

Hangman!

Read all 5 words.
Then play Hangman
with your family
using the word list!

Rainbow Write!

Read all 5 words.
Then rainbow write
them with colorful
markers/crayons!

Ghost Words!

Write the words in
a white crayon and
color over them
with a marker!

Author Time!

Read all 5 words.
Then write a
sentence using one
of the words!

Silly Reading!

Read all 5 words in
a silly voice, a
whisper voice, and a
singing voice!

Flashlight Reading!

Read all 5 words
three times each in
the dark with a
flashlight!


5-A-DAY MATH

Name: _____

Day 1

Write the number 9 two times.

 Use 2 colors.




_____ + _____ = 7

Day 2

Write the number 2 two times.

 Use 2 colors.




_____ + _____ = 7

Day 3

Write the number 10 two times.

 Use 2 colors.

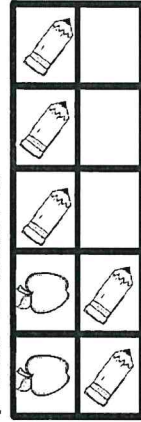


_____ + _____ = 7

Day 4

Write the number 7 two times.

 Use 2 colors.




_____ + _____ = 7

Day 5

Write the number 4 two times.

 Use 2 colors.



_____ + _____ = 7

Write the numbers before and after.

8

Put the numbers in order



Write the numbers before and after.

7

Put the numbers in order



Write the numbers before and after.

10

Put the numbers in order



Write the numbers before and after.

9

Put the numbers in order



Write the numbers before and after.

6

Put the numbers in order



Name _____

Read each sentence 2 times.

I want the yellow  .

He said he likes the  .

Do you want a  ?

A verb is an action word. Fill in each blank with a verb.

I like to _____ .

He can _____ .

We see the dog _____ .

Count the letters and write how many.

| | | | | |
|---|---|---|---|---|
| W | Y | X | L | V |
| V | x | v | s | e |
| c | Q | E | x | v |
| D | N | v | M | X |


| | |
|----|----|
| Xx | Vv |
| | |



Unit 7
Week 3

Name _____

Trace and write the letters.



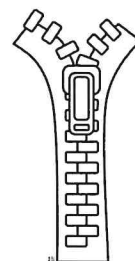
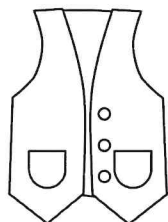

Rainbow write the word with three colors.


Read the words. Color all the boxes with the word *said*

want

| | | | |
|------|------|------|------|
| we | the | said | can |
| a | said | my | said |
| said | the | she | said |
| I | see | is | I |

Tell the word for each picture. Write ✓ under each picture that begins with the /w/ sound





Read *and* Spell Choice Board!

Directions: Choose one activity every day to practice your spelling words! Check or color a box when you finish an activity!

Word List 0 (Word Family "it")

hit

kit

lit

sit

bit

Play-doh Fun!

Read all 5 words.
Then build them
using Play-doh!

Tic-Tac-Toe!

Read all 5 words.
Then play Tic-Tac-Toe
using the words
instead of x and o!

Illustrator Time!

Read all 5 words.
Then draw a
picture to illustrate
each word!

Hangman!

Read all 5 words.
Then play Hangman
with your family
using the word list!

Rainbow Write!

Read all 5 words.
Then rainbow write
them with colorful
markers/crayons!

Ghost Words!

Write the words in
a white crayon and
color over them
with a marker!

Author Time!

Read all 5 words.
Then write a
sentence using one
of the words!

Silly Reading!

Read all 5 words in
a silly voice, a
whisper voice, and a
singing voice!

Flashlight Reading!

Read all 5 words
three times each in
the dark with a
flashlight!

5-A-DAY MATH

Name: _____

Day 1

Write the number 8 two times.

 Use 2 colors.



$$\underline{\quad} + \underline{\quad} = 6$$

Day 2

Write the number 5 two times.

 Use 2 colors.



$$\underline{\quad} + \underline{\quad} = 7$$

Day 3

Write the number 3 two times.

 Use 2 colors.



$$\underline{\quad} + \underline{\quad} = 6$$

Day 4

Write the number 6 two times.


 Use 2 colors.



$$\underline{\quad} + \underline{\quad} = 7$$

Day 5

Write the number 2 two times.

 Use 2 colors.



$$\underline{\quad} + \underline{\quad} = 6$$

Write the numbers
before and after.

9

Circle the bigger number

5 9

Write the numbers
before and after.

10

Circle the bigger number

7 6

Write the numbers
before and after.

13

Circle the bigger number

8 4

Write the numbers
before and after.

12

Circle the bigger number

3 6

Write the numbers
before and after.

11

Circle the bigger number

6 2


Name _____

Draw and write three things that start with a letter Vv sound


| | | |
|--|--|--|
| | | |
|--|--|--|

| | | |
|-----------|-----------|-----------|
| _____ | _____ | _____ |
| - - - - - | - - - - - | - - - - - |
| _____ | _____ | _____ |

Color the vases with a letter V on them.




Write the letter 'x' to finish each word. Read the words.



fo

6

si




Name _____

Trace and write the letters.

J j

Q q


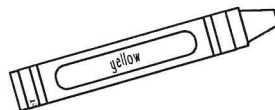


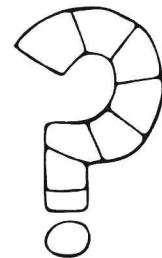
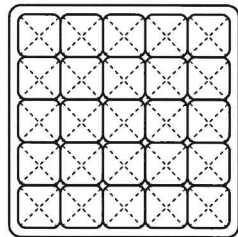
Draw something that starts with letter Jj



Find and circle all the letter Qq's

| | | | | | |
|---|---|---|---|---|---|
| G | q | P | Q | r | q |
| B | d | o | f | q | e |
| Q | A | q | d | G | D |
| f | H | L | s | j | Q |
| g | q | K | C | q | B |
| b | z | m | Z | L | K |

Color the pictures that begin with Qq.



Unit 8
Week 1

Read and Spell Choice Board!

Directions: Choose one activity every day to practice your spelling words! Check or color a box when you finish an activity!

Word List P (Short Vowel I - Mixed I)

bib

hid

pig

fin

six

Play-doh Fun!

Read all 5 words.
Then build them
using Play-doh!

Tic-Tac-Toe!

Read all 5 words.
Then play Tic-Tac-Toe
using the words
instead of x and o!

Illustrator Time!

Read all 5 words.
Then draw a
picture to illustrate
each word!

Hangman!

Read all 5 words.
Then play Hangman
with your family
using the word list!

Rainbow Write!

Read all 5 words.
Then rainbow write
them with colorful
markers/crayons!

Ghost Words!

Write the words in
a white crayon and
color over them
with a marker!

Author Time!

Read all 5 words.
Then write a
sentence using one
of the words!

Silly Reading!

Read all 5 words in
a silly voice, a
whisper voice, and a
singing voice!

Flashlight Reading!

Read all 5 words
three times each in
the dark with a
flashlight!

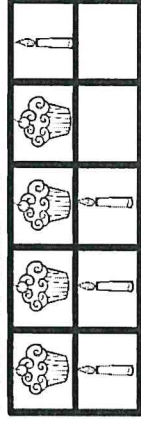
5-A-DAY MATH

Name: _____

Day 1

Write the number 1 two times.

 Use 2 colors.

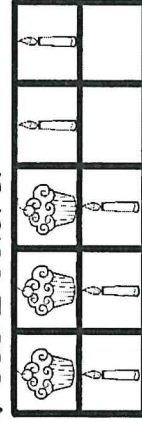


$$\underline{\quad} + \underline{\quad} = 8$$

Day 2

Write the number 2 two times.

 Use 2 colors.

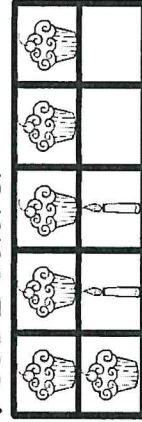


$$\underline{\quad} + \underline{\quad} = 8$$

Day 3

Write the number 3 two times.

 Use 2 colors.

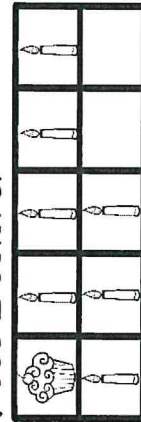


$$\underline{\quad} + \underline{\quad} = 8$$

Day 4

Write the number 4 two times.

 Use 2 colors.




$$\underline{\quad} + \underline{\quad} = 8$$

Day 5

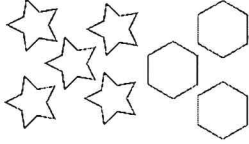

Write the number 5 two times.

 Use 2 colors.



$$\underline{\quad} + \underline{\quad} = 8$$

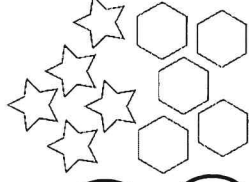

Complete the number bond.



Write the number before and after.

18

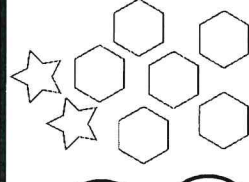

Complete the number bond.



Write the number before and after.

16

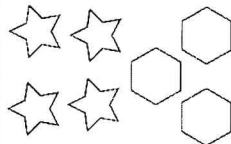

Complete the number bond.



Write the number before and after.

14

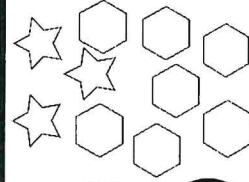

Complete the number bond.



Write the number before and after.

19

Complete the number bond.



Write the number before and after.

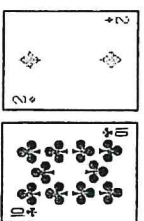
15

Addition Top-It


Players 2

Materials: Deck of cards, face cards worth ten, Ace worth 1 or 11.

How to Play: Each player turns over two cards and adds them together. The player with the greatest sum wins all the cards. Continue until all the cards are gone.



$$2 + 10 = 12$$



$$5 + 5 = 10$$

Player 1 wins all four cards.

Make the game easier by taking higher digit cards c of the deck. Make the game harder by add 3 cards